

Exercise: Setting up Git

Jogesh K. Muppala



THE DEPARTMENT OF
COMPUTER SCIENCE & ENGINEERING
計算機科學及工程學系



香港科技大學
THE HONG KONG UNIVERSITY OF
SCIENCE AND TECHNOLOGY

Exercise: Basic Git Commands

Jogesh K. Muppala



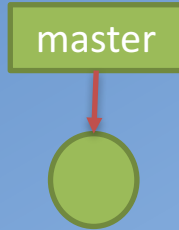
THE DEPARTMENT OF
COMPUTER SCIENCE & ENGINEERING
計算機科學及工程學系



香港科技大學
THE HONG KONG UNIVERSITY OF
SCIENCE AND TECHNOLOGY

Basic Git Commands

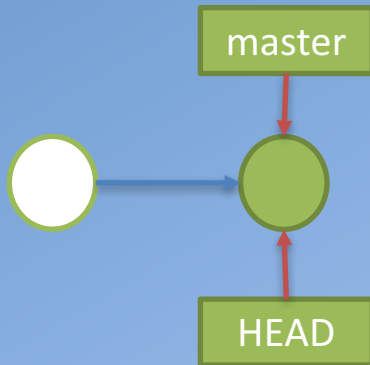
- `git init`
 - Initializes the current folder as a git repository



- `git status`
 - Current status of the folder

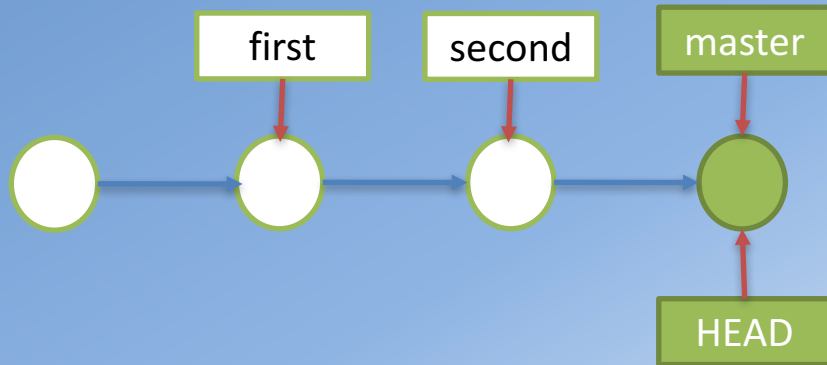
Basic Git Commands

- `git add <file(s)/folder(s)>`
 - add file(s)/folder(s) to staging area
- `git commit`
 - commit the changes to the git repository



Basic Git Commands

- `git log --oneline`
 - see a brief log of commits
- `git checkout <commit> <file>`
 - checkout the file from an older commit



Basic Git Commands

- `git reset <file>`
 - unstage a staged file, but leave working directory unchanged
- `git reset`
 - reset the staging area to the last commit without disturbing the working directory

Did you Git it?

Exercise: Online Git Repositories

Jogesh K. Muppala



THE DEPARTMENT OF
COMPUTER SCIENCE & ENGINEERING
計算機科學及工程學系



香港科技大學
THE HONG KONG UNIVERSITY OF
SCIENCE AND TECHNOLOGY

Online Git Repository

- Several online Git repository service providers:
 - GitHub (<https://github.com>)
 - Bitbucket (<https://bitbucket.org>)

Online Git Repository Commands

- `git remote add origin <repository URL>`
 - Add the remote online repository
- `git push -u origin master`
 - push the local git repository to the origin to the master branch

Online Git Repository Commands

- `git clone <repository URL>`
 - Clone an online Git repository to your computer

Did you finally Git it?